

# Bluey

## BLUEY AND BINGO EARS HATS


### DRESS UP, PARTY & PLAY



#### You will need:

- Coloured paper
- Pencil/marker
- Velcro
- Scissors
- Sticky tape
- Quick drying glue

1. Ask a grown-up to help you cut out all the coloured paper pieces from the templates provided.
2. With a pencil, trace around all the template pieces on the coloured paper and cut them out.
3. Glue all the corresponding pieces together to form the ears, eyebrows and headband.
4. Glue the ears and eyebrow to the centre of the headband, as shown.




5. On the reverse of the headband, glue on the second strip to make the hat stronger and last longer.

#### And finally...

6. Glue velcro on the ends of the headband to fasten the hat around the head.

#### Ready to play?

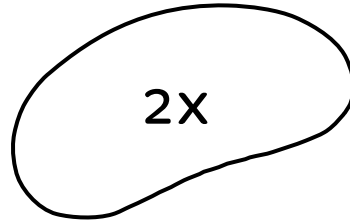
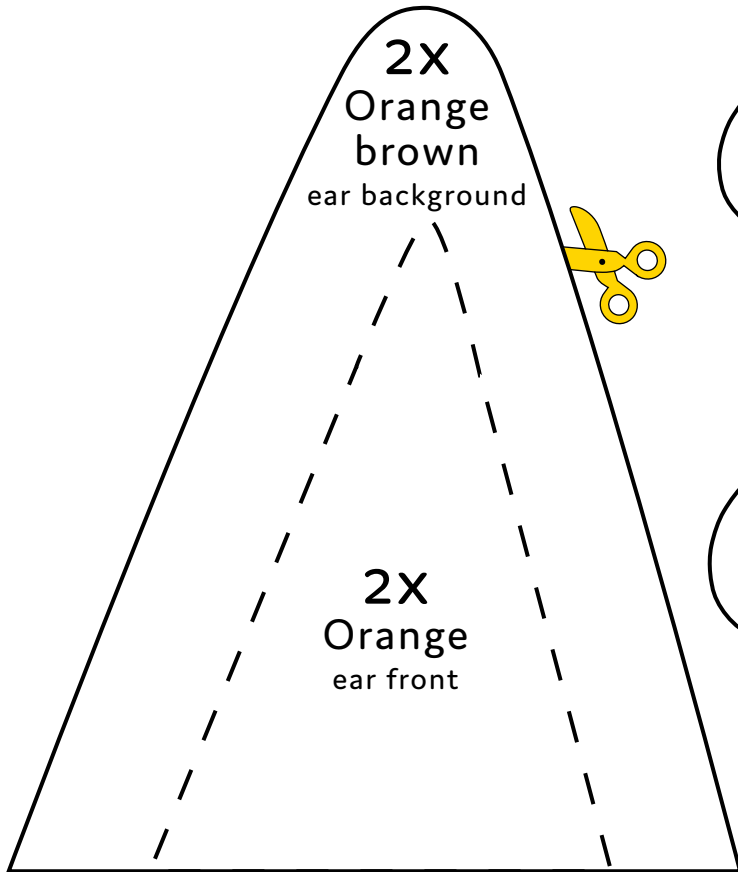
Use the same technique to create paper ears hats for Bluey and friends!



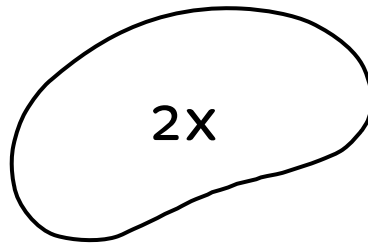


# BINGO EARS HAT

Use the template pieces to cut the coloured paper shapes!



Light yellow  
eyebrow front



Orange  
brown  
eyebrow  
background

2X  
Orange  
brown  
headband

1X  
Light  
yellow  
headband

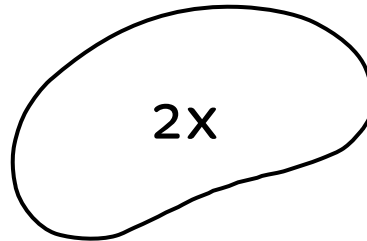
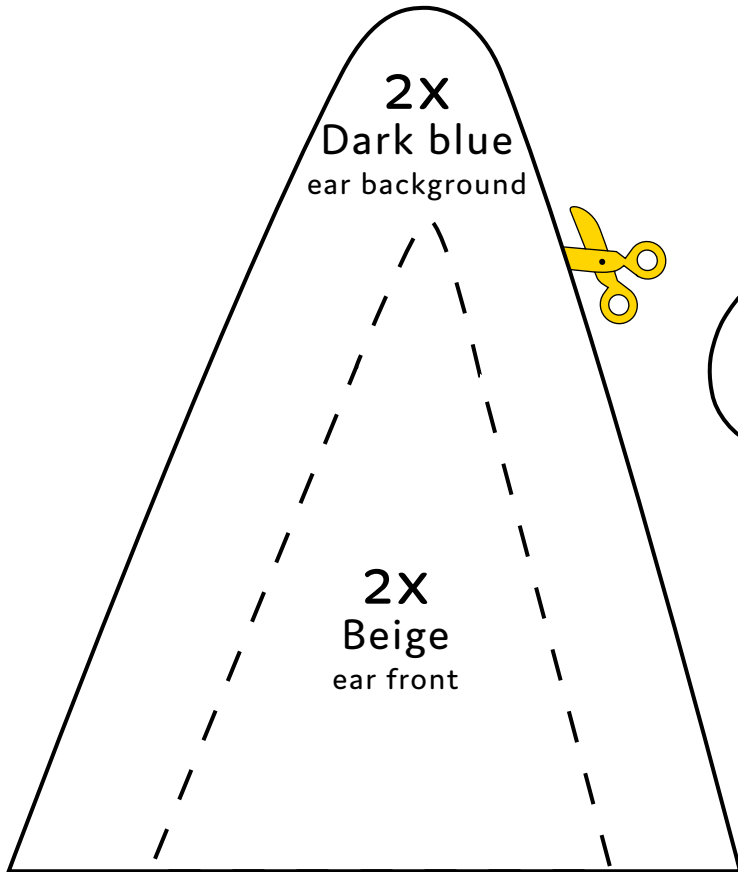
**YOU'LL LOOK  
JUST LIKE ME!**





# BLUEY EARS HAT

Use the template pieces to cut the coloured paper shapes!



Light blue  
eyebrow


2X  
Dark  
blue  
headband

1X  
Blue  
headband

**YOU'LL LOOK  
JUST LIKE ME!**

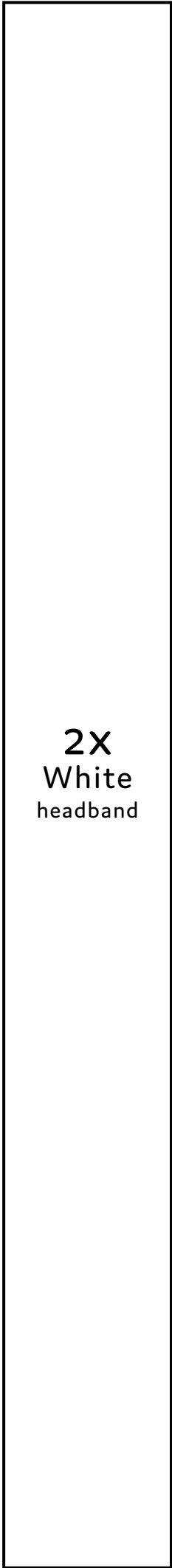

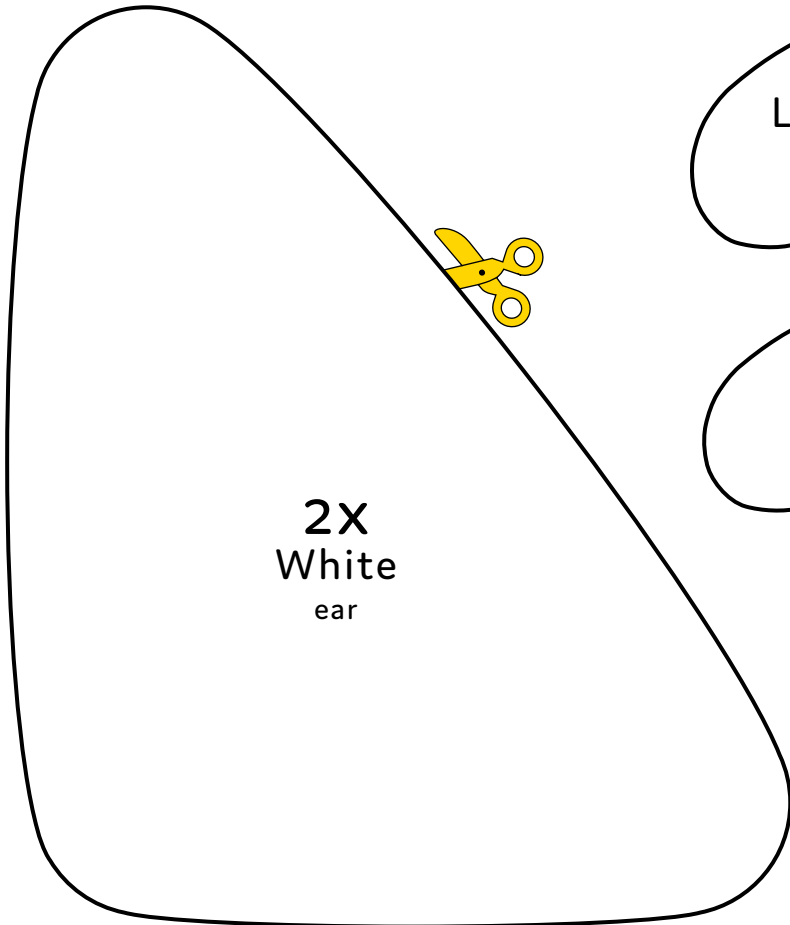


Discover more fun at [www.bluey.tv](http://www.bluey.tv)



# CHLOE ears HAT

Use the template pieces to cut the coloured paper shapes!



**YOU'LL LOOK JUST LIKE ME!**






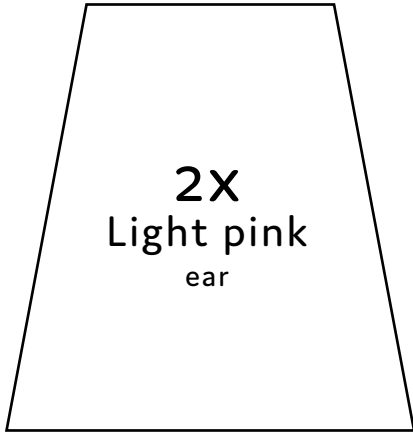
# COCO EARS HAT

Use the template pieces to cut the coloured paper shapes!

2X  
Light pink  
eyebrows




2X  
Dark  
pink  
ear



2X  
Light pink  
ear



2X  
Yellow




2X  
Light  
blue

2X  
Dark  
pink  
headband

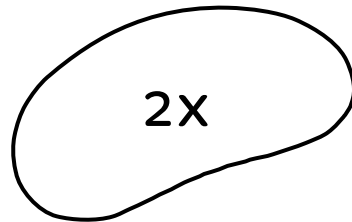
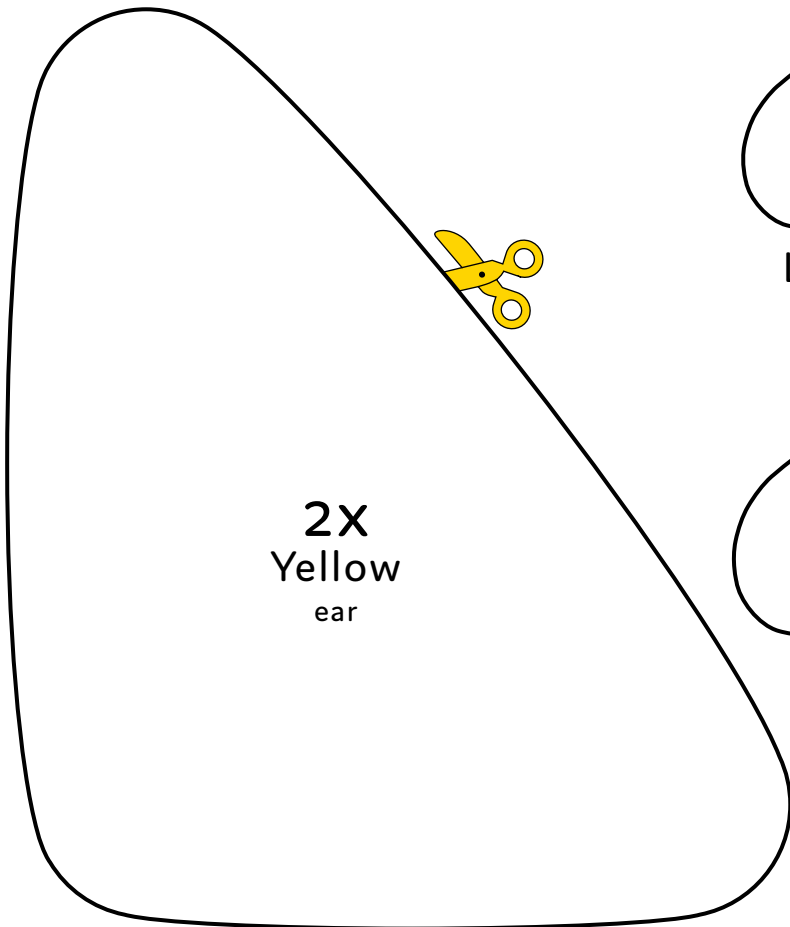
**YOU'LL LOOK  
JUST LIKE ME!**



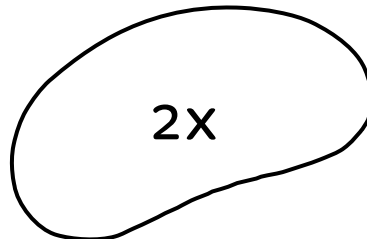


# LUCKY EARS HAT

Use the template pieces to cut the coloured paper shapes!



Light yellow  
eyebrow front



Beige  
eyebrow  
background

2X  
Yellow  
headband

**YOU'LL LOOK  
JUST LIKE ME!**

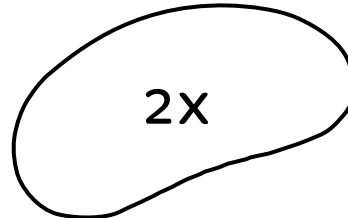
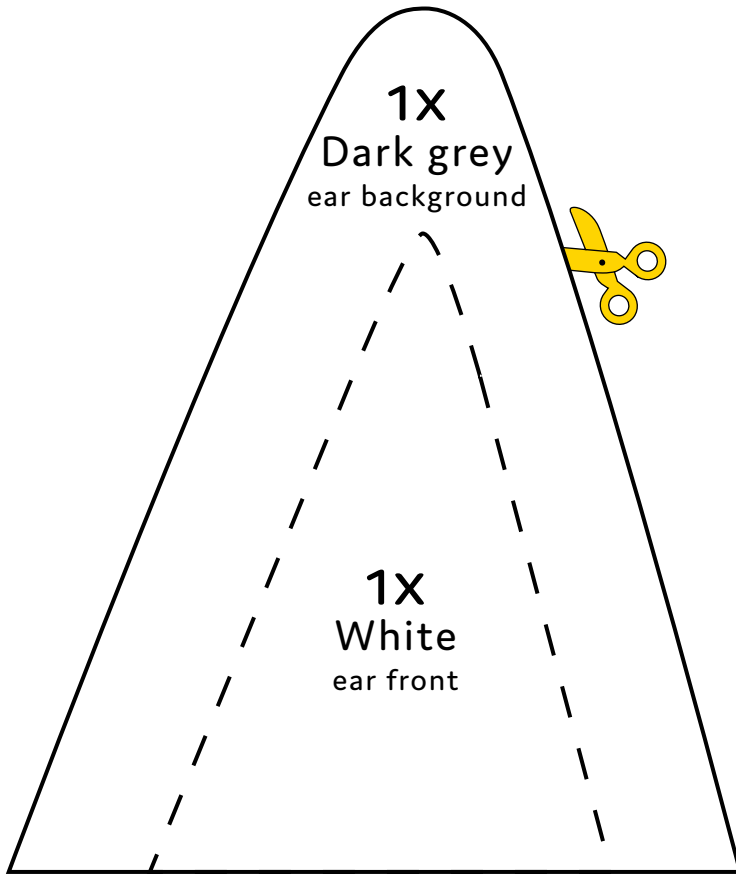




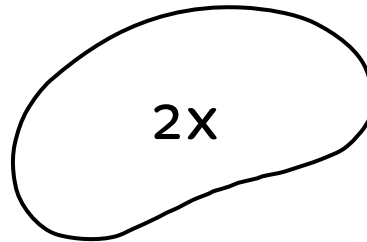


# MACKENZIE EARS HAT

Use the template pieces to cut the coloured paper shapes!



White  
eyebrow front



Grey  
eyebrow  
background

2X  
Dark  
grey  
headband

1X  
White  
headband

**YOU'LL LOOK  
JUST LIKE ME!**

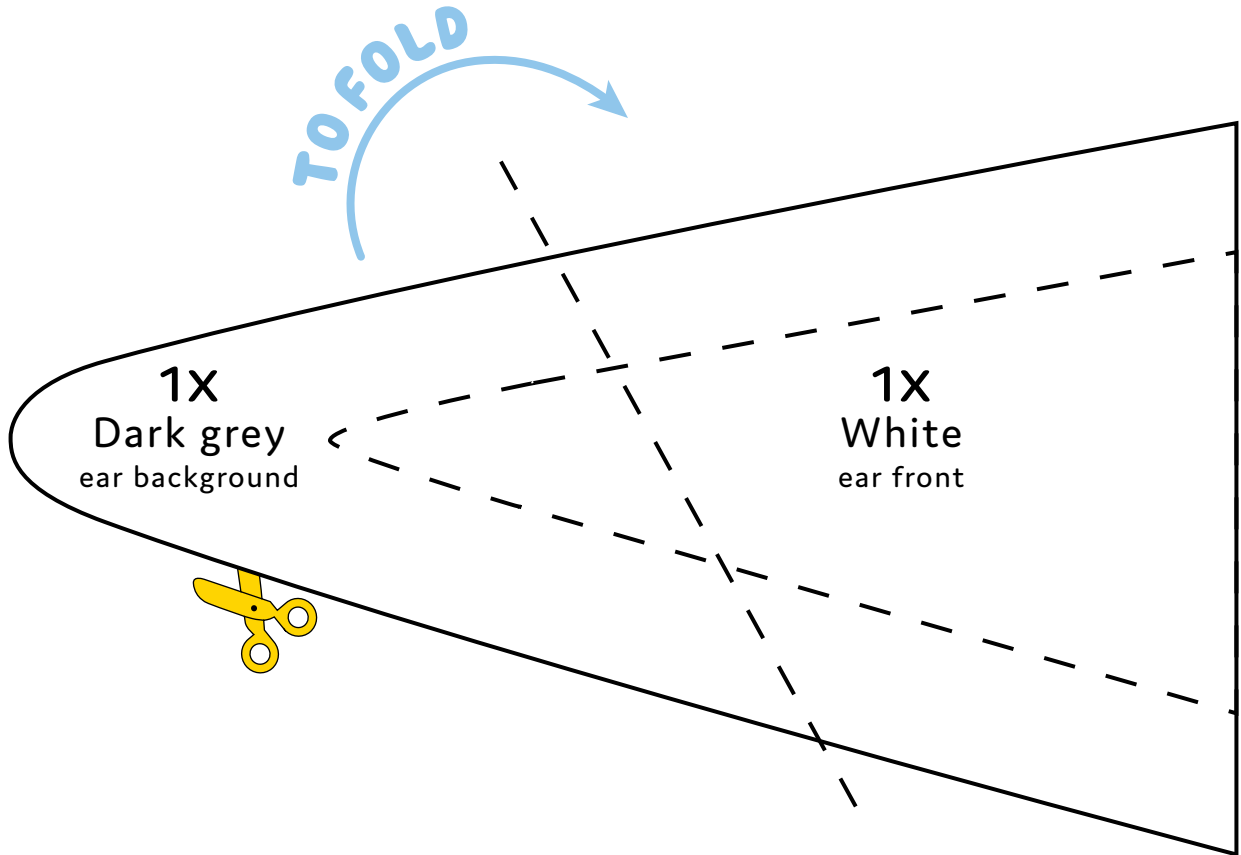


Discover more fun at [www.bluey.tv](http://www.bluey.tv)



# MACKENZIE EARS HAT

Use the template pieces to cut the coloured paper shapes!



Discover more fun at [www.bluey.tv](http://www.bluey.tv)